


Introductory sub-table (I)(a)

Name of the Company: REKVINA LABORATORIES LIMITED			
Scrip Code, Name of the scrip, class of security: 526075			
Quarter ended: 31ST DECEMBER, 2012			
Partly paid-up shares:-	No. of partly paid-up shares	As a % of total no. of partly paid-up shares	As a % of total no. of shares of the company
Held by promoter/promoter group	NIL	NIL	NIL
Held by public	NIL	NIL	NIL
Total	NIL	NIL	NIL
Outstanding convertible securities:-	No. of outstanding securities	As a % of total no. of outstanding convertible securities	As a % of total no. of shares of the company, assuming full conversion of the convertible securities
Held by promoter/promoter group	NIL	NIL	NIL
Held by public	NIL	NIL	NIL
Total	NIL	NIL	NIL
Warrants:-	No. of warrants	As a % of total no. of warrants	As a % of total no. of shares of the company, assuming full conversion of warrants
Held by promoter/promoter group	NIL	NIL	NIL
Held by public	NIL	NIL	NIL
Total	NIL	NIL	NIL
Total paid-up capital of the company, assuming full conversion of warrants and convertible securities	3014000		



Statement Showing Shareholding Pattern

Table (D)(a)

Category code	Category of Shareholder	Number of Shareholders	Total number of shares	Number of shares held in dematerialized form	Total shareholding as a percentage of total number of shares		Shares Pledged or otherwise encumbered	
					As a percentage of (A+B) ¹	As a percentage of (A+B+C)		
(I)	(II)	(III)	(IV)	(V)	(VI)	(VII)	(VIII)	(IX) = (VII)/(IV)*100
(A)	Shareholding of Promoter and Promoter Group ²							
1	Indian							
(a)	Individuals/ Hindu Undivided Family	2	175000	90500	5.81	5.81	0	0.00
(b)	Central Government/ State Government(s)	0	0	0	0.00	0.00	0	#DIV/0!
(c)	Bodies Corporate	3	386000	0	12.81	12.81	0	0.00
(d)	Financial Institutions/ Banks	0	0	0	0.00	0.00	0	#DIV/0!
(e)	Any Others(Specify)							
(e-i)	Directors and Relatives	2	289000	289000	9.59	9.59	0	0.00
	Sub Total(A)(1)	7	850000	379500	28.20	28.20	0	0.00
2	Foreign							
a	Individuals (Non-Residents Individuals/ Foreign Individuals)	0	0	0	0.00	0.00	0	#DIV/0!
b	Bodies Corporate	0	0	0	0.00	0.00	0	#DIV/0!
c	Institutions	0	0	0	0.00	0.00	0	#DIV/0!
d	Qualified Foreign Investor	0	0	0	0.00	0.00	0	#DIV/0!
e	Any Others(Specify)	0	0	0	0.00	0.00	0	#DIV/0!
	Sub Total(A)(2)	0	0	0	0.00	0.00	0	#DIV/0!
	Total Shareholding of Promoter and Promoter Group (A) = (A)(1)+(A)(2)	7	850000	379500	28.20	28.20	0	0.00




(B)	Public shareholding							
I	Institutions							
(a)	Mutual Funds/ UTI	0	0	0	0.00	0.00		
(b)	Financial Institutions / Banks	0	0	0	0.00	0.00		
(c)	Central Government/ State Government(s)	0	0	0	0.00	0.00		
(d)	Venture Capital Funds	0	0	0	0.00	0.00		
(e)	Insurance Companies	0	0	0	0.00	0.00		
(f)	Foreign Institutional Investors	0	0	0	0.00	0.00		
(g)	Foreign Venture Capital Investors	0	0	0	0.00	0.00		
(h)	Qualified Foreign Investor	0	0	0	0.00	0.00		
(i)	Any Other (specify)	0	0	0	0.00	0.00		
	Sub-Total (B)(1)	0	0	0	0.00	0.00		
B 2	Non-institutions							
(a)	Bodies Corporate	0	0	0	0.00	0.00		
(b)	Individuals	0	0	0	0.00	0.00		
I	Individual shareholders holding nominal share capital up to Rs 1 lakh	2438	396500	0	13.16	13.16		
II	Individual shareholders holding nominal share capital in excess of Rs. 1 lakh.	36	1618500	335000	53.70	53.70		
(c)	Qualified Foreign Investor	0	0	0	0.00	0.00		
(d)	Any Other (specify)	0	0	0	0.00	0.00		
(d-i)	Hindu Undivided Family	10	149000	0	4.94	4.94		
	Sub-Total (B)(2)	2484	2164000	335000	71.80	71.80		
(B)	Total Public Shareholding (B)= (B)(1)+(B)(2)	2484	2164000	335000	71.80	71.80		
	TOTAL (A)+(B)	2491	3014000	714500	100.00	100.00		
(C)	Shares held by Custodians and against which Depository Receipts have been issued							
1	Promoter and Promoter Group						0.00	
2	Public						0.00	
	Sub-Total (C)	0	0	0	0	0		
	GRAND TOTAL (A)+(B)+(C)	2491	3014000	714500	100.00	100.00	0	0.00



(D)(b) Statement showing holding of securities (including shares, warrants, convertible securities) of persons belonging to the category "Promoter and Promoter Group"


Sr. No.	Name of the shareholder	Details of Shares held			Encumbered shares (*)			Details of warrants			Details of convertible securities			Total shares (including underlying shares assuming full conversion of warrants and convertible securities) as a % of diluted share capital
		Number of shares held	As a % of grand total (A)+(B)+(C)	No.	As a percentage (VI)=(V)/(III)*100	As a % of grand total (A)+(B)+(C) of sub-clause (I)(a)	Number of warrants held	As a % total number of warrants of the same class	Number of convertible securities held	As a % total number of convertible securities of the same class	Number of convertible securities held	As a % total number of convertible securities of the same class		
		(III)	(IV)	(V)	(VI)=(V)/(III)*100	(VII)	(VIII)	(IX)	(X)	(XI)	(XII)			
1	MUKESH JAMNADAS SHAH	163200	5.41	0	0.00	0.00	0	0.00	0	0.00	0	0.00	5.41	
2	SHAKUN PHARMA PVT. LTD.	149800	4.97	0	0.00	0.00	0	0.00	0	0.00	0	0.00	4.97	
3	BANSARI FINANCIAL SERVICES PVT. LTD	126600	4.20	0	0.00	0.00	0	0.00	0	0.00	0	0.00	4.20	
4	AMIT MUKESH SHAH	125800	4.17	0	0.00	0.00	0	0.00	0	0.00	0	0.00	4.17	
5	NEEK INJECTIBLES PVT. LTD.	109600	3.64	0	0.00	0.00	0	0.00	0	0.00	0	0.00	3.64	
6	SURBHIT MUKESH SHAH	90500	3.00	0	0.00	0.00	0	0.00	0	0.00	0	0.00	3.00	
7	MADHUBEN SHAH	84500	2.80	0	0.00	0.00	0	0.00	0	0.00	0	0.00	2.80	
	TOTAL	850000	28.20	0	0.00	0.00	0	0.00	0	0.00	0	0.00	28.20	



(D)(c)

(i) Statement showing holding of securities (including shares, warrants, convertible securities) of persons belonging to the category "Public" and holding more than 1% of the total number of shares

Sr.	Name of the shareholder	Number of shares held	Shares as a percentage of total number of shares {i.e., Grand Total (A)+(B)+(C) indicated in Statement at para (D)(a) above}	Details of warrants			Details of convertible securities		Total shares (including underlying shares assuming full conversion of warrants and convertible securities) as a % of diluted share capital
				Number of warrants held	As a % total number of warrants of the same class	Number of convertible securities held	% w.r.t total number of convertible securities of the same class		
1	MANOJKUMAR B JAIN	150000	4.98	0	0.00	0	0.00	4.98	
2	R NITESH LODHA	95000	3.15	0	0.00	0	0.00	3.15	
3	KANCHANBAI B JAIN	95000	3.15	0	0.00	0	0.00	3.15	
4	NITHA LODHA	95000	3.15	0	0.00	0	0.00	3.15	
5	SHOBHA LODHA	95000	3.15	0	0.00	0	0.00	3.15	
6	SHREYANS LODHA	95000	3.15	0	0.00	0	0.00	3.15	
7	MAYANK TIBREWALA	62500	2.07	0	0.00	0	0.00	2.07	
8	UMANG TIBREWALA	62500	2.07	0	0.00	0	0.00	2.07	
9	LAKSHMIDEVI TIBREWALA	62500	2.07	0	0.00	0	0.00	2.07	
10	MAHESH DHOOBCHAND JAIN HUF	55000	1.82	0	0.00	0	0.00	1.82	
11	MUKESH KUMAR JAIN	50000	1.66	0	0.00	0	0.00	1.66	
12	NEETA JAIN	50000	1.66	0	0.00	0	0.00	1.66	
13	DILIPKUMAR S JAIN	50000	1.66	0	0.00	0	0.00	1.66	
14	BHABHUTMAL JAIN	50000	1.66	0	0.00	0	0.00	1.66	
15	PRIYANKA JAIN	45000	1.49	0	0.00	0	0.00	1.49	
	TOTAL	1112500	36.91	0	0.00	0	0.00	36.91	




(D)(c)(ii) Statement showing holding of securities (including shares, warrants, convertible securities) of persons (together with PAC) belonging to the category "Public" and holding more than 5% of the total number of shares of the company

Sr. No.	Name(s) of the shareholder(s) and the Persons Acting in Concert (PAC) with them	Number of shares	Shares as a percentage of total number of shares {i.e., Grand Total (A)+(B)+(C) indicated in Statement at para (I)(a) above}	Details of warrants		Details of convertible securities		Total shares (including underlying shares assuming full conversion of warrants and convertible securities) as a % of diluted share capital
				Number of warrants	As a % total number of warrants of the same class	Number of convertible securities held	% w.r.t total number of convertible securities of the same class	
1	NIL	0	0.00	0	0.00	0	0.00	0.00
TOTAL		0	0.00	0	0.00	0	0.00	0.00

(D)(d) Statement showing details of locked-in shares

Sr. No.	Name of the shareholder	Number of locked-in shares	Locked-in shares as a percentage of total number of shares {i.e., Grand Total (A)+(B)+(C) indicated in Statement at para (I)(a) above}	Promoter / Promoter Group / Public
1	MUKESH JAMNADAS SHAH	163200	5.41	Promoter/Promoter Group
2	SHAKUN PHARMA PVT. LTD.	149800	4.97	Promoter/Promoter Group
3	BANSARI FINANCIAL SERVICES PVT. LTD	126600	4.20	Promoter/Promoter Group
4	AMIT MUKESH SHAH	125800	4.17	Promoter/Promoter Group
5	NEEK INJECTIBLES PVT. LTD.	109600	3.64	Promoter/Promoter Group
6	SURBHIT MUKESH SHAH	90500	3.00	Promoter/Promoter Group
7	MADHUBEN SHAH	84500	2.80	Promoter/Promoter Group
	TOTAL	850000	28.20	



(II)(a) Statement showing details of Depository Receipts (DRs)

Sr. No.	Type of outstanding DR (ADRs, GDRs, SDRs, etc.)	Number of outstanding DRs	Number of shares underlying outstanding DRs	Shares underlying outstanding DRs as a percentage of total number of shares {i.e., Grand Total (A)+(B)+(C) indicated in Statement at para (I)(a) above}
1	Nil	0	0	0.00
TOTAL				0.00

(II)(b) Statement showing holding of Depository Receipts (DRs), where underlying shares held by "promoter/promoter group" are in excess of 1% of the total number of shares

Sr. No.	Name of the DR Holder	Type of outstanding DR (ADRs, GDRs, SDRs, etc.)	Number of shares underlying outstanding DRs	Shares underlying outstanding DRs as a percentage of total number of shares {i.e., Grand Total (A)+(B)+(C) indicated in Statement at para (I)(a) above}
1	Nil	0	0	0.00
TOTAL				0.00

